



**14 Owlswood, Salisbury, Wiltshire, SP2 8DN**

**£1,500 PCM**

Accommodation comprises:

Entrance hall with storage cupboard. Cloakroom. Light and spacious living room with bay window and door onto the garden. Open doorway into a fitted kitchen with a good range of base and wall units, wooden worktops, ceramic hob and space for a washing machine and fridge/freezer.

Upstairs; landing with linen cupboard. Three double bedrooms. Stylish bathroom with shower over the bath.

Outside: small area of lawn to front with steps to the front door, driveway with parking for 2 cars. Single garage. Rear garden with shingled terrace and steps to the lawn.

The property benefits from being fully refurbished, gas central heating and double glazing.

### **A Note From the Whites Letting Team**

Thank you for considering Whites as your letting agent. As a proud member of the Royal Institution of Chartered Surveyors (RICS), we aspire to uphold its core values by providing a fair, efficient, and transparent service for all prospective tenants. Below we've outlined how we manage property enquiries and applications to help set expectations and guide you through the letting application process.

To begin the process of enquiring about one of our properties, please click the 'Request Further Details/Info' button on the property listing. This will send us your contact information, and we'll get back to you as soon as possible with a short questionnaire to complete. Once we've received your completed questionnaire, your enquiry will be registered with the relevant Property Manager. Please note, only those who complete this step will be considered as having formally enquired about the property.

Due to the high level of interest we often receive, we regret that we aren't often able to offer everyone a viewing. Where possible, we handle enquiries in the order they are received and arrange viewings in groups of up to 4 for the first round. If the property remains available, an additional round of viewings may be scheduled. To manage expectations, we may also temporarily pause viewings to review enquiries. If this happens, we'll do our best to update the

property listing accordingly.

Please note that applications are not decided on a first-come, first-served basis. We aim to ensure a fair process for everyone, and all applications will be carefully considered on its merits by us, in conjunction with the landlord, before a final decision is made.

The availability date listed is provisional and will only be confirmed once referencing has been successfully completed.

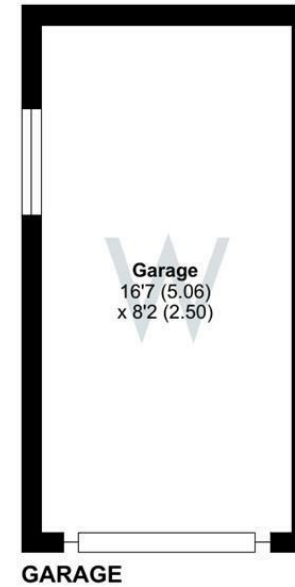
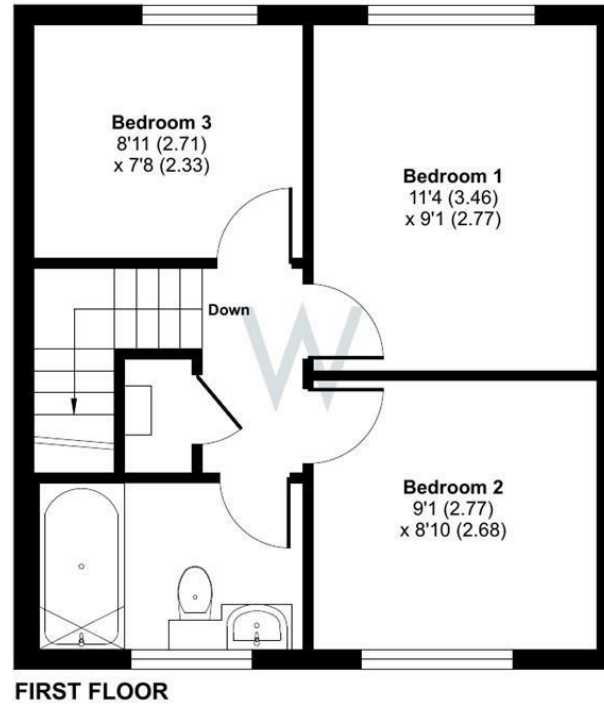
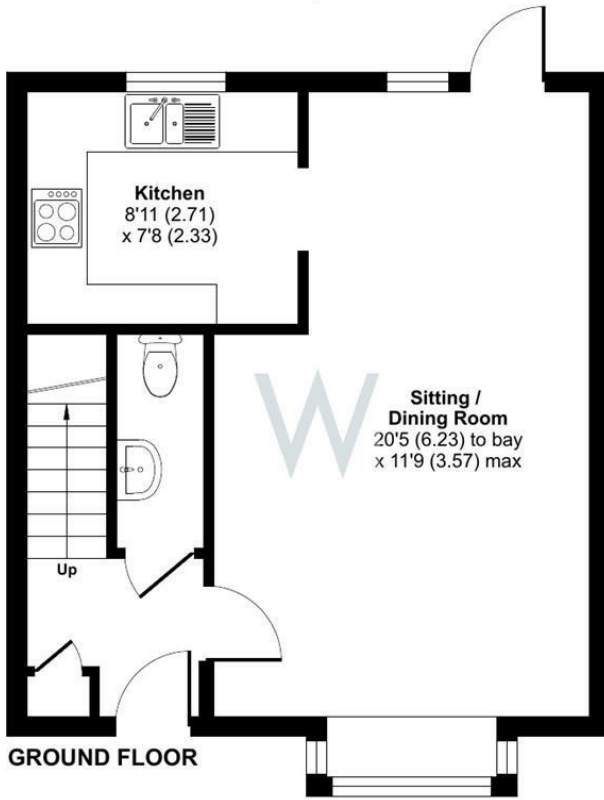
# Owlswood, Salisbury, SP2

Approximate Area = 765 sq ft / 71 sq m

Garage = 136 sq ft / 12.6 sq m

Total = 901 sq ft / 83.6 sq m

For identification only - Not to scale



Floor plan produced in accordance with RICS Property Measurement Standards incorporating International Property Measurement Standards (IPMS2 Residential). © nchecom 2025. Produced for H W White Ltd. REF: 1272274



Energy Efficiency Rating		Current	Potential
Vary energy efficient - lower running costs			
(92 plus)	A		84
(81-91)	B		
(69-80)	C		
(55-68)	D	63	
(39-54)	E		
(21-38)	F		
(1-20)	G		
Not energy efficient - higher running costs			
<b>England &amp; Wales</b>		EU Directive 2002/91/EC	

**WHITES**  
Castle Chambers, 47 Castle Street, Salisbury,  
Wiltshire, SP1 3SP  
01722 336422  
www.hwwhite.co.uk  
residential-sales@hwwhite.co.uk

